



BAY REFERENCE CHART

Bay Traverse Rod – the latest innovation for continuous curve and decorative bay window treatments.

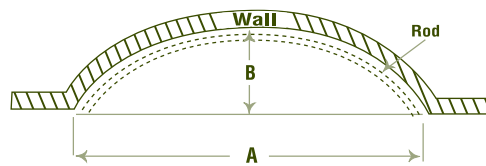
- Resin Fascia - Half Round Reeded ONLY
- Available in 2 1/4" or 3" diameter
- May be angular bent or circular curved
- Heavy duty track is standard
- Due to being resin the fascia is not recommended for staining
- May be motorized

Decorative Bay Traverse Rods

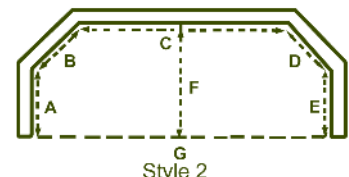
- Assembled sets include approximately 3.5 slides per foot, installation brackets, and tension pulley.
- Rings are not available.
- Finials are not included and must be ordered separately. (Mitered returns not available)
- A template for all curved or angular bent rods is required.
- Custom splicing is available for a surcharge.
- Maximum length without a splice is 15 feet.
- Delivery 4-6 weeks.

Measuring

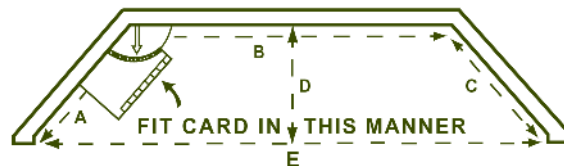
1. Indicate the style number of window by referring to the illustrations.
2. Provide all required measurements.
3. Specify the degree of the angles using the angle measuring protractor # PRO-03. For example, when ordering for a Bay Window, Style 3, specify the degree of the angles between A-B and B-C. If ordering for Bay Window, Style 2, specify the degree of the angle between A-B, B-C, C-D and D-E.
4. All orders subject to manufacturers bending limitations.



For pricing add A+B



For pricing add A+B+C+D+E



For pricing add A+B+C

When Ordering

Specify the Following:

- Quantity
- Track length
- Finish name and number
- Furnish template or measurements of all angles
- Draw (right, left or center)
- Cord placement and drop
- Return, if other than 3 1/2"
- Specify finial design and finish